















Tavola 1 - Indicatori statistici elementari utilizzati per il calcolo degli indici compositi relativi all'Unione europea e loro polarità (il segno "+" indica che un aumento dell'indicatore elementare contribuisce a far crescere e migliorare l'indice composito, il segno "-" segnala un contributo negativo all'andamento di quest'ultimo)

| Indicators | polarity |
|--|----------|
| GOAL 1  | |
| People at risk of poverty after social transfers | - |
| Severely materially deprived people | - |
| People living in households with very low work intensity | - |
| In work at-risk-of-poverty rate | - |
| Population living in a dwelling with a leaking roof, damp walls, floors or foundation or rot in window frames of floor | - |
| GOAL 2  | |
| Gross value added of the agricultural industry | + |
| Agricultural factor income per annual work unit | + |
| Government support to agricultural research and development | + |
| Area under organic farming | + |
| Ammonia emissions from agriculture | - |
| Harmonised risk indicator for pesticides | - |
| Consumption of inorganic fertilizers | - |
| GOAL 3  | |
| Standardised preventable and treatable mortality | - |
| Life expectancy | + |
| Infant mortality rate | - |
| Smoking prevalence | - |
| Self-reported unmet need for medical care | - |
| Hospital beds | + |
| GOAL 4  | |
| Early leavers from education and training | - |
| Participation in early childhood education | + |
| Adult participation in learning | + |
| Tertiary educational attainment | + |
| Underachievement in reading | - |
| Underachievement in math and science | - |
| At most lower secondary educational attainment | - |
| GOAL 5  | |
| Seats held by women in national parliaments | + |
| Female graduates in tertiary education: science, math, computing, engineering, manufacturing, construction | + |
| Female employment rate | + |
| Gender pay gap | - |
| Positions held by women in senior management positions | + |
| GOAL 6  | |
| Population having neither a bath, nor a shower, nor indoor flushing toilet in their household | - |
| Population connected to at least secondary waste water treatment | + |
| Water exploitation index | - |
| GOAL 7  | |
| Share of renewable energy in gross final energy consumption | + |
| Energy productivity | + |

| | | |
|--|--|---|
| GOAL 8  | | |
| Real GDP per capita | | + |
| Investment share of GDP | | + |
| Adjusted gross disposable income of households per capita | | + |
| Young people neither in employment nor in education and training | | - |
| Employment rate | | + |
| Long-term unemployment rate | | - |
| Share of involuntary part-time employment | | - |
| People killed in accidents at work | | - |
| GOAL 9  | | |
| Share of rail and inland waterways activity in total freight transport | | + |
| Share of busses and trains in total passenger transport | | + |
| High-speed internet coverage | | + |
| Air emissions intensities from industry | | - |
| Enterprises that provided training to develop/upgrade ICT skills of their personnel | | + |
| Gross domestic expenditure on R&D | | + |
| Human resources in science and technology | | + |
| R&D personnel | | + |
| GOAL 10  | | |
| Income distribution | | - |
| Income share of the bottom 40 % of the population | | + |
| Ratio between rural and urban graduation rate | | + |
| Ratio between non EU citizen and EU citizen income poverty rate after social transfers | | - |
| Ratio between youth and total employment rate | | + |
| GOAL 11  | | |
| Exposure to air pollution PM10 | | - |
| Use of cars for passenger transport | | - |
| Overcrowding rate by poverty status | | - |
| GOAL 12  | | |
| Resource productivity | | + |
| Material consumption per capita | | - |
| Circular material use rate | | + |
| Generation of waste | | - |
| Recycling rate of municipal waste | | + |
| GOAL 13  | | |
| Greenhouse gas emissions | | - |
| GOAL 15  | | |
| Share of forest area | | + |
| Surface of terrestrial sites designated under Natura 2000 | | + |
| Soil sealing % | | - |
| Soil sealing index | | - |
| GOAL 16  | | |
| Standardised death rate due to homicide | | - |
| Population reporting occurrence of crime, violence or vandalism in their area | | - |
| Population with confidence in EU institutions | | + |
| Corruption Perceptions Index | | + |
| E-government activities of individuals via websites | | + |
| Civil and commercial litigious cases duration | | - |
| Prisons overcrowding | | - |
| Percentage of pre-trial prisoners over total prisoners | | - |
| GOAL 17  | | |
| Official development assistance as share of gross national income | | + |
| EU imports from developing countries | | + |
| General government gross debt | | - |
| Shares of environmental taxes in total tax revenues | | + |