

















Tavola 1 - Elenco degli indicatori elementari utilizzati per costruire gli indicatori composti per i Paesi europei in ordine decrescente di “influenza” sull’andamento degli indicatori composti

Indicatore	Media
GOAL 1 	
Population living in a dwelling with a leaking roof, damp walls, floors or foundation or rot in window frames of floor	3,14
In work at-risk-of-poverty rate	2,79
People living in households with very low work intensity	2,50
Severely materially deprived people	1,57
GOAL 2 	
Government support to agricultural research and development	3,29
Ammonia emissions from agriculture	3,07
Agricultural factor income per annual work unit	2,57
Area under organic farming	2,50
GOAL 3 	
Self-reported unmet need for medical examination and care	1,07
Alcohol consumption	1,00
Smoking prevalence	0,93
Share of people with good or very good perceived health	0,79
People killed in road accidents	0,71
Life expectancy at birth	0,64
Standardised death rate due to tuberculosis, HIV and hepatitis	0,64
Standardised preventable and treatable mortality	0,50
GOAL 4 	
Underachievement in reading	1,57
Adult participation in learning	1,50
Underachievement in math	1,21
Tertiary educational attainment	1,14
Participation in early childhood education	1,07
Early leavers from education and training	0,86
Employment rates of recent graduates	0,86
GOAL 5 	
Seats held by women in national parliaments	2,64
Positions held by women in senior management positions	2,21
Gender pay gap in unadjusted form	2,14
Gender employment gap	1,43
Female / male ratio of Inactive population due to caring responsibilities	0,86
GOAL 6 	
Water exploitation index plus	4,92
Population connected to at least secondary waste water treatment	4,39
Population having neither a bath, nor a shower, nor indoor flushing toilet in their household	1,69
GOAL 7 	
Energy productivity	5,93
Share of renewable energy in gross final energy consumption	4,57
GOAL 8 	
People killed in accidents at work	1,26
Adjusted gross disposable income of households per capita	1,19
Real GDP per capita	1,19
Investment share of GDP	1,07
Employment rate	0,89
Young people neither in employment nor in education and training	0,74
Long-term unemployment rate	0,37

GOAL 9 	
Share of rail and inland waterways in total freight transport	1,92
Share of busses and trains in total passenger transport	1,69
Gross domestic expenditure on R&D	1,31
Air emissions intensities	1,15
R&D personnel	1,08
Human resources in science and technology	1,00
Patent applications to the European Patent Office	0,62
GOAL 10 	
Relative median at-risk-of-poverty gap	1,71
Income share of the bottom 40 % of the population	1,07
Income distribution	0,86
GOAL 11 	
Overcrowding rate	5,93
Population living in households considering that they suffer from noise	3,19
Exposure to air pollution by particulate matter	2,96
GOAL 12 	
Recycling rate of municipal waste	2,64
Resource productivity and domestic material consumption	1,86
Circular material use rate	1,64
Average CO2 emissions per km from new passenger cars	1,57
Generation of waste excluding major mineral wastes	1,21
GOAL 13 	
Greenhouse gas emissions	-
GOAL 15 	
Share of forest area	4,57
Surface of terrestrial sites designated under Natura 2000	3,93
Soil sealing index	3,64
GOAL 16 	
Corruption Perceptions Index	4,00
Population reporting occurrence of crime, violence or vandalism in their area	3,36
Population with confidence in EU Parliament	2,64
Standardised death rate due to homicide	2,14
GOAL 17 	
General government gross debt	5,64
Share of environmental taxes in total tax revenues	4,57
Official development assistance as share of gross national income	4,14
EU imports from developing countries	3,93